






ALL NATURAL CLEANER CHEATSHEET

ALL PURPOSE DISINFECTANT

-  1 cup vinegar
-  1 cup water


Spray over surface. Let it sit for 5 min. Wipe with a damp rag.
Note: do not use over stone surfaces like marble and granite counter tops.

ALL PURPOSE CLEANER

-  1/2 cup vinegar
-  1 cup water
-  1 tablespoon castile soap

Spray over surface. Let it sit for 5 min. Wipe with a damp rag.
Note: do not use over stone surfaces like marble and granite counter tops.

GROUT AND TILE

-  baking soda
-  water
-  1 cup vinegar
-  1 cup water



Make a paste with baking soda and water. Apply to grout and tile.
Spray with vinegar and water solution.
Let it react for a couple of minutes. Scrub with toothbrush.

BURNT POTS AND PANS

-  1/2 cup vinegar
-  1 lemon
-  baking soda

Spray vinegar and lemon over burnt surface. Let it sit for 5 min.
Sprinkle enough baking soda to cover. Spray more vinegar and lemon solution.
Let it sit for 5 minutes. Scrub with a toothbrush or scouring pad.

CUTTING BOARD

-  1 lemon
-  salt




Rub board with half cut lemon and salt. Let it sit for 5 minute. Rinse with water.
Note: great for scrubbing shower glass scum and bath tub.

CAST IRON

-  salt
-  water




Rub pan with a paste of coarse salt and water. Rinse with hot water.
Dry with towel or heat over stove.

MICROWAVE

-  1/4 cup vinegar
-  1 cup water
-  1/2 lemon (juice or slices)

Place ingredients in a microwavable bowl. Microwave 3-4 min until it boils.
Let it sit for 10 minutes, do not open door. Wipe down with damp rag.

OVEN

-  3/4 cup baking soda
-  1/4 cup salt
-  1/4 cup water



Wet all surface of oven with a wet cloth. Apply solution throughout (avoid vent openings).
Let it sit overnight. Scrub with a damp sponge or scouring pad.

GLASS

-  1 tablespoon castile soap
-  1 cup hot water
-  1 cup vinegar
-  1 cup water




Spray with soap and water solution. Wipe down with damp cloth.
Follow with a spray of vinegar and water solution. Use squeegee for final finish.

STICKER RESIDUE

-  1 part oil
-  1 part baking soda




Mix and cover sticker residue. Let it sit for 5-10 minutes.
Scrub and rinse off with warm water.

TOILET BOWL

-  1/2 cup baking soda
-  10 drops tea tree oil
-  1 cup vinegar

Pour baking soda and tea tree oil all over bowl. Let it sit for 5 minutes.
Pour 1 cup of vinegar. Scrub and flush.

WOOD POLISH

-  1 tablespoon oil
-  1 lemon
-  1 tablespoon water

Rub solution on wood and wipe with clean cloth.

ALL NATURAL CLEANER LABELS

